



Summary Feedback

ST1 – ST4 Teaching Programme 2024

DKT FRCR 2B Practice Viva (Session 59)

THE POT-POURRI OF FRCR VIVA CASES

Top Tips, Differentials, "A to ZEE" & More ! (Part 5)

(18th April 2024)

Delivered By:

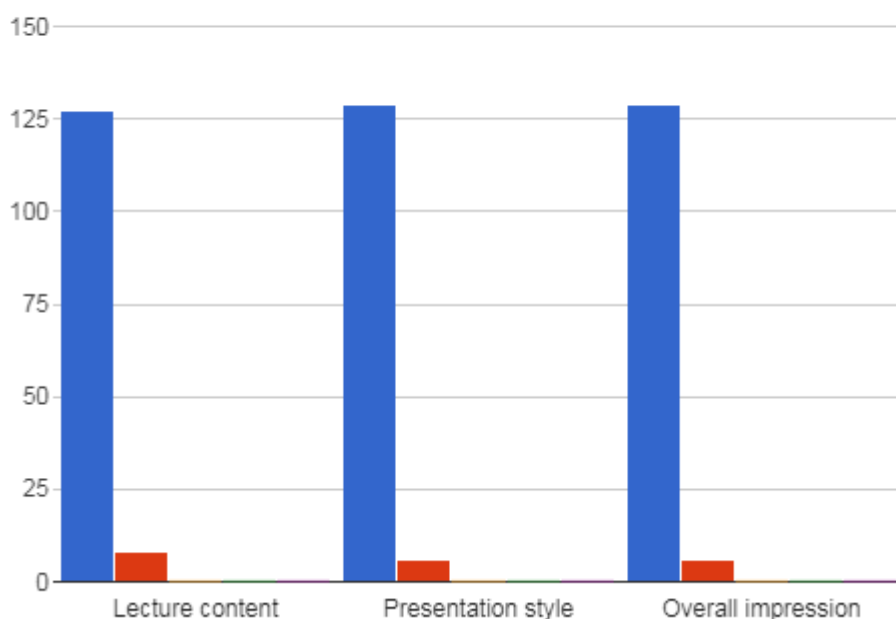
(Sami Khan)

Summary Points:

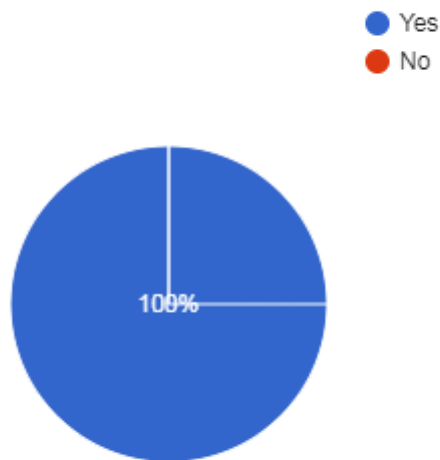
- ST1-ST4 teaching programme 2024 – FRCR 2B Practice Viva Session 59: 2.5 hours teaching time
- Total Attendees: 356 from 33 Countries (Algeria, Australia, Bahamas, Bahrain, Bangladesh, Canada, China, Dominica, Egypt, Hong Kong, India, Indonesia, Iraq, Ireland, Jordan, Kenya, Kuwait, Libya, Malaysia, Mauritius, Nepal, Nigeria, Oman, Pakistan, Saudi Arabia, South Africa, Sri Lanka, Sudan, Türkiye, UAE, UK, Yemen, Zimbabwe).
- Total feedback received from 135 participants

Please rate the following aspects of the session

Excellent Very good Good Satisfactory
Poor



Did you find it useful
135 responses



Testimonials

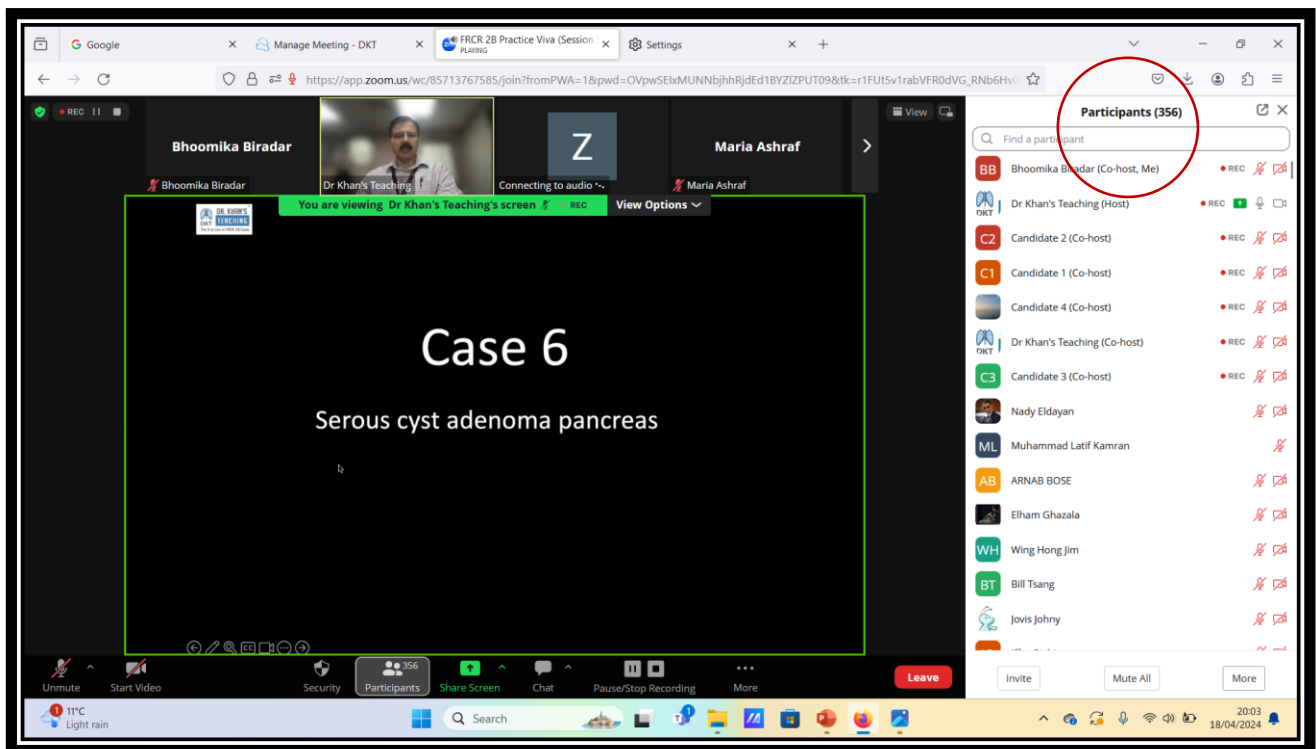
- I'm really loving this new "Pot Pourri of FRCR viva cases" series. These really make a positive contribution in improving the quality of my day to day reporting (Saudi Arabia).
- I liked the patient method of explaining the basics from the scratch. This makes it easy to assimilate, understand and retain the knowledge (Nigeria).
- Nothing could be better than this way of preparation (Oman).
- Teaching session was excellent as always. Cases were very good with lot of learning in a single session. Each case is followed by teaching in a way that a whole chunky topic is covered very precisely (Pakistan).
- This excellent session will not only improve quality of reporting but also prepare for the exam (Oman).
- Of course the selection of cases and teaching points of Dr.Khan were most valuable. Excellent, marvellous teaching infact (Saudi Arabia).
- Great teaching skills of Dr. Khan are most useful and valuable (UAE).
- As always excellent class. The pharyngeal anatomy was great, cleared many concepts (Pakistan).
- The efforts put by Dr Sami Khan to understand difficult topics and anatomy revision were most useful (UK).
- Dr Khan's teaching style was most valuable (Pakistan).
- Brilliant session (Jordan).
- Interactive and detailed explanation (Pakistan).
- I liked the details and important points regarding different cases (Pakistan).
- The differentials were mind boggling (India).
- Laryngeal radiological anatomy, exam cases and relevant exam questions were most useful (Pakistan).

DKT FRCR 2B Practice Viva (Session 59) THE POT-POURRI OF FRCR VIVA CASES - Top Tips, Differentials, "A to ZEE" & More ! (Part 5)

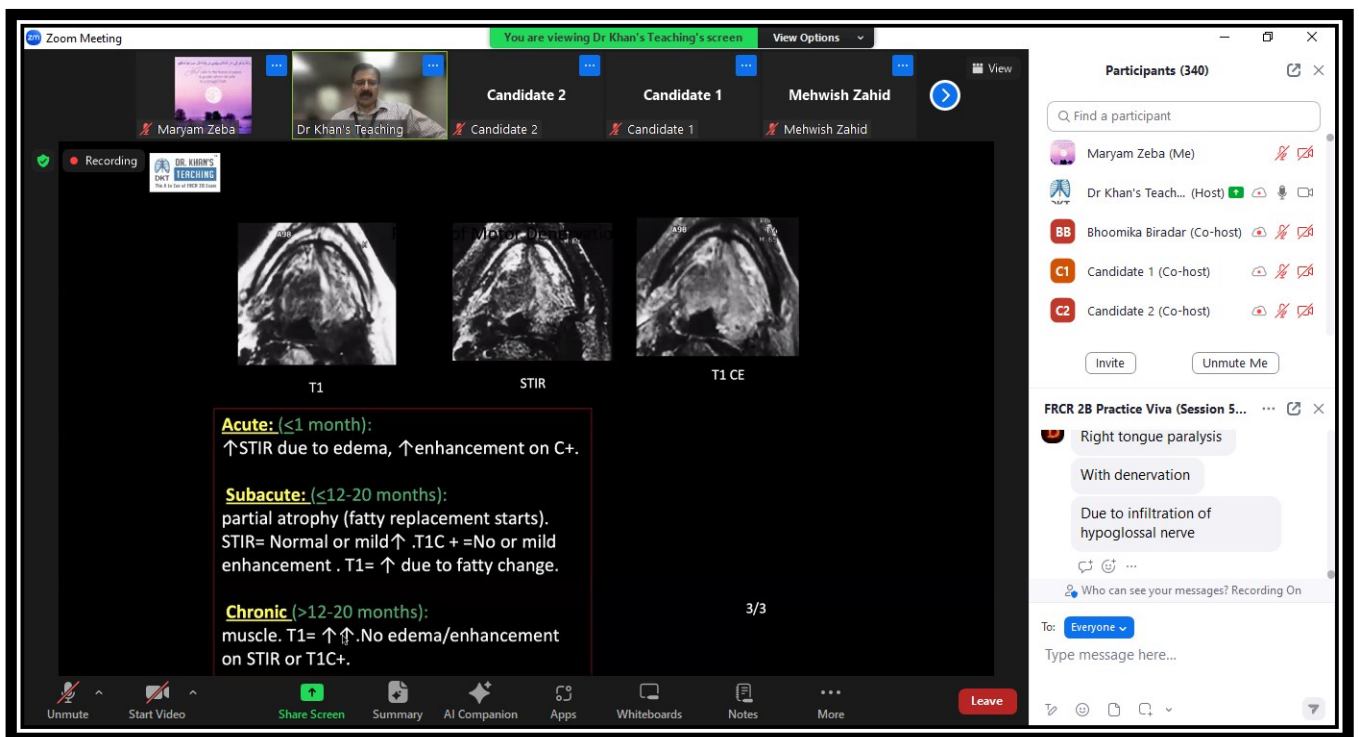
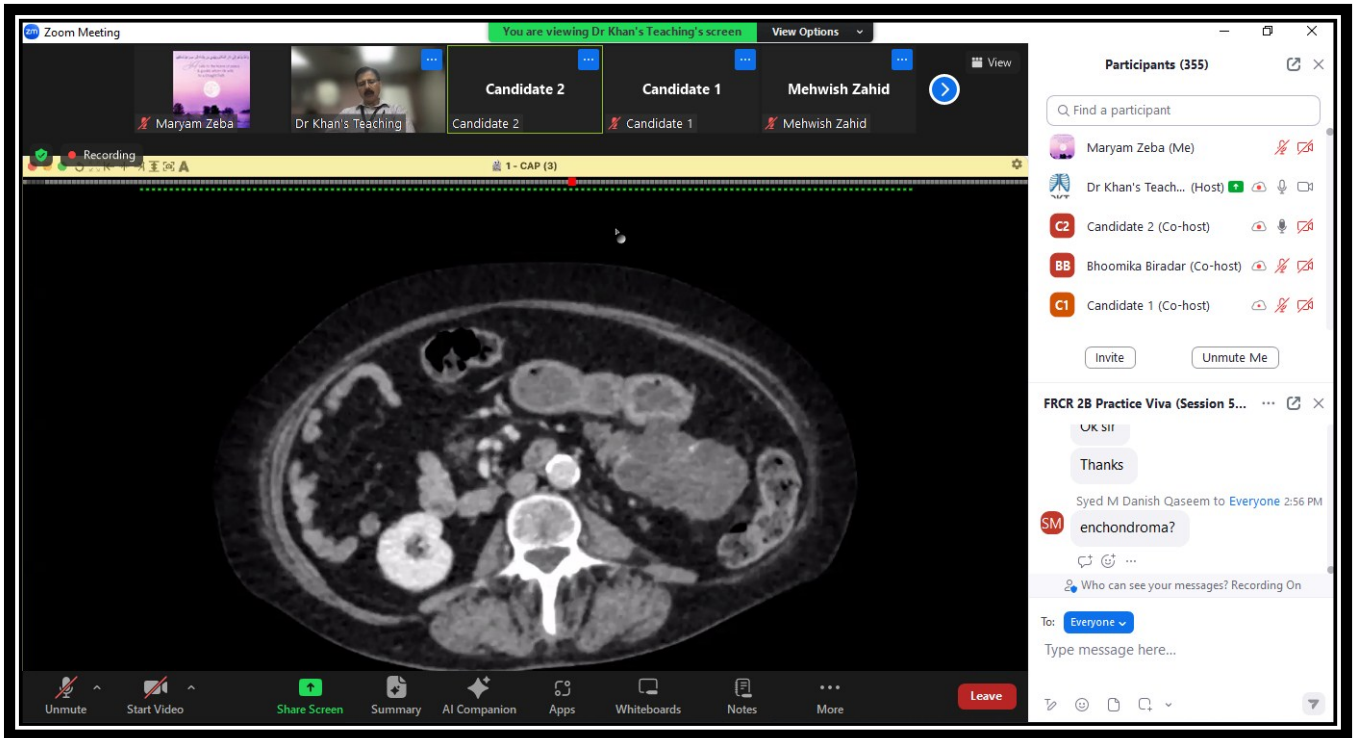
- The presented cases and explanations on review were most useful (Zimbabwe).
- Excellent teaching session. See variety of amazing cases everytime (Pakistan).
- Excellent as usual (India).
- Woow (Egypt).
- Fnatastic (Malaysia).
- Good cases (Malaysia).
- Very nice cases (India).
- I liked the contents (Sri Lanka).
- Case selection and teaching points were most useful (Bahrain).
- Superb session indeed (India).
- Great teaching session. Thank you (Malaysia).
- Excellent cases and excellent teaching style. I hope to teach this way someday soon (Nigeria).
- Excellent teaching session (Algeria).
- Interactiveness, good content, great teacher (Pakistan).
- Very nice exam cases (Pakistan).
- I liked the detailed feedback and explanation (UAE).
- I liked the teaching of relevant anatomy and telling sequences of MR (Saudi Arabia).
- Very valuable and very interesting cases (Egypt).
- I liked the notes of Dr.Khan (Yemen).
- Dr Khan's discriptions about cases was most useful (Sri Lanka).
- Amazing cases and wide variety (Libya).
- I liked the cases with teaching points (Saudi Arabia).
- I liked the variety of cases. Also have seen few rare cases (UK).
- Very good explanations (UK).
- Very good cases (UAE).
- Very nice cases (UK).
- Marvellous (Iraq).
- All are different cases with interesting findings and good keys for differential diagnosis of the findings (UK).
- Interesting cases (UAE).
- In depth review of anatomy and the approach to cases were good (India).
- It was perfect (UAE).
- Explanation of cases were awesome (Oman).
- All aspects are extremely valuable (Pakistan).
- Very interesting cases covering multiple imaging modalities (Saudi Arabia).
- Overall this lecture was amazing and very useful (Oman).
- The teachings and explanations after the candidates handled the cases were most useful (UK).
- Very useful lecture with teaching points, thank you very much for providing this opportunity (Pakistan).
- Interesting cases, particularly head/neck (South Africa).
- Every single word was valuable (Pakistan).
- Excellent range of cases and explanations (UK).
- Interesting cases (Sri Lanka).
- I liked the case discussion especially the chronic osteomyelitis and sickle cell case (UK).

DKT FRCR 2B Practice Viva (Session 59) THE POT-POURRI OF FRCR VIVA CASES - Top Tips, Differentials, "A to ZEE" & More ! (Part 5)

- Great cases (China).
- I liked the cases and focused teaching relevant to exams and work as radiologist (UK).
- Every case was valuable. More so on head and neck case (Malaysia).
- I liked the relevant clinical information with lot of example cases (UK).
- Excellent teaching with important points (Malaysia).
- Excellent job done (Pakistan).
- Presentation and contents was valuable (Hong Kong).
- This was perfect. More session needed (Pakistan).
- Amazing (UAE).
- Great lecture (UK).
- Excellent explanation about all aspects (Pakistan).
- Very useful presentation, thanks (Yemen).
- Excellent cases and descriptions (Sri Lanka).
- Highly impressed (UK).
- Very knowledgeable and excellent cases sir (Saudi Arabia).
- Very infomative (Pakistan).
- Always an amazing lectures (UK).
- Outstanding (Pakistan).
- Great initiative and helps a lot (India).
- Enlightening (UK).
- Excellent (Oman).
- Very informative (UK).



DKT FRCR 2B Practice Viva (Session 59) THE POT-POURRI OF FRCR VIVA CASES - Top Tips, Differentials, "A to ZEE" & More ! (Part 5)



=====XX=====XX=====